

How to safely secure your MCL Megalock security seal to a shipping container

OBJECTIVE

⚠️ Secure both the left and right-side doors with all seal numbers and bar-codes facing out.

RED SQUARE LOCKING BODY AND SECURITY CABLE

- ⚠️ Ensure numbers on the red locking body match the numbers on the bolt seal.
- ⚠️ Ensure all numbers are facing out and cable is pulled hand tight only.

Please note that you may at times experience different container types. If so, the objective with the Megalock cable remains the same – securing both inside bars on each door.

Mega Fortris Limited
formerly Security Seals Limited

Company Number: 274141


79 Titi Road, Mauku, Auckland 2678 NEW ZEALAND

Phone: +64 9 265 0262

Email: admin@megafortris.co.nz


www.megafortris.co.nz

1




Secure and lock the bolt seal on the right-hand door. When locking, listen for a click and try to pull apart.

2



Wrap cable B over & under the left side inner pole towards B.2, and over the top of right side inner pole.

3



Feed cable under the right-side inner pole to B.3 & feed cable end into the red locking body.

4



Pull hand tight only.

IMPORTANT MESSAGE

Please ensure to warn procurement when your security seal stock is getting low.