

New Zealand Traveller Declaration Partner Factsheet

What you need to know

Travellers arriving into all New Zealand international airports now have the option to complete a digital declaration instead of a paper arrival card before travelling to New Zealand.

The New Zealand Traveller Declaration collects travel, customs, immigration and biosecurity information. It aims to improve the safety and security of New Zealand.

What travellers need

- ☐ Passport details
- ☐ Flight details
- ☐ Travel history from the last 30 days
- ☐ Contact details in New Zealand
- ☐ Immigration status including your visa or NZeTA, if you need one
- ☐ Information about what you're bringing into New Zealand, including checked-in luggage and carry-on bags.

Completing a declaration

Travellers can complete a digital declaration while travelling. The earliest they can submit a declaration is 24 hours before departing for New Zealand. If travelling on a long-haul (on multiple flights without a stopover), travellers can submit a declaration 24 hours before the first leg of their journey.

Once a traveller has started their digital declaration, they will be emailed a reference number that they can use to review, complete or make changes to their digital declaration. They will need to resubmit their declaration if they make any changes to it.

Travellers can no longer make any changes to their digital declaration after they have gone through passport control in New Zealand. If they have forgotten to declare something, they will need to talk to a border officer.

How you can help travellers

Travellers who complete a digital declaration, do not need to fill in a paper declaration form.

- ✓ The easiest and fastest way for travellers to complete their digital declaration is at **travellerdeclaration.govt.nz** or the NZTD app.
- ✓ It is free and takes approximately 10 minutes.
- ✓ There's no need to upload any documents such as proof of vaccination status or print anything out.
- ✓ Travellers who have trouble completing their digital declaration can ask someone they trust, such as a friend or family member, to complete their declaration on their behalf.
- ✓ A declaration needs to be completed for each traveller, including children and babies.
- ✓ The paper Passenger Arrival Card will continue to be distributed on flights throughout the phased go-live.

Further information and resources for partners

Go to **customs.govt.nz/about-us/new-zealand-traveller-declaration-programme/toolkit-for-partners/**

NZTD Partner Resources

We have collated a series of New Zealand Traveller Declaration Resources for our partners to share with their stakeholders. These resources can be found at Toolkit for Partners (customs.govt.nz):

customs.govt.nz/about-us/new-zealand-traveller-declaration-programme/toolkit-for-partners/

Traveller Factsheet

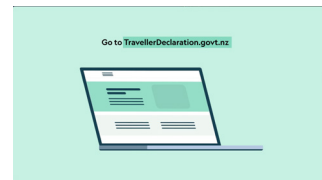

Available in 22 languages

Traveller information on the New Zealand Traveller Declaration (NZTD).



Instructional video - 2 minutes


Explains how to complete your New Zealand Traveller Declaration to travellers, and anyone doing the declaration on behalf of a traveller. e.g. what to do before travelling, how to complete the declaration and what to do when they arrive in New Zealand.



Welcome videos

Available in 30 seconds and 60 seconds



Why travellers need to complete a New Zealand Traveller Declaration.



Social media videos

Graphics video - 15 second (text only) and Presenter video - 15 second

Designed to be shared on social media channels to let travellers know they can now complete a digital declaration before travelling to New Zealand.



v1-08-2023